

# 2021 RAC SWPF BUDGET DISCUSSION

## ❖ April 30, 2021 - RAC Informational Webinar

- Reviewed SWPF data/information in advance of summer RAC meetings
- RACs asked to consider the following questions:

Based on your goals/action plans:

- Which projects/programs are the highest priorities for your region?
- What is an appropriate level of funding for those high priority items that will be effective and can be implemented?
- Are there actions, projects or programs that your RAC feels should be included that are not, or that are getting too much attention?

## ❖ July 2, 2021 – KWA Budget Committee met

- Reviewed agency recommendations for FY 2023 SWPF budget
- Approved *DRAFT* FY 2023 SWPF recommendations for RAC feedback/input
- Will meet again in August prior to full KWA meeting to provide final *DRAFT* recommendations for KWA consideration/approval

# 2021 RAC SWPF BUDGET DISCUSSION

## Today

- ❖ Collect input/feedback from the RACs based on:
  - *DRAFT* KWA Budget Committee SWPF recommendations for FY 2023 (Base)
    - What is currently funded for each of the programs?
    - How much is spent in each region by program?
    - How do the draft recommendations match up with RAC goals and action plans?
  - Programs/projects for enhancement (Full Restoration)
    - What specific programs would the RAC want to have expanded/increased should the full \$8 million in SGF and EDIF demand transfers to the SWPF be made in FY 2023?
- ❖ Summarize feedback and provide to KWA Budget Committee for FY 2023 SWPF Budget Recommendations
  - Memo from RAC to KWA Budget Committee formalizing the RAC's budget input

**State Water Plan Fund  
FY 2021 & FY 2022 Appropriations**

900 SW Jackson, Suite 404  
Topeka, KS 66612

Water Authority

Fax: (785) 296-0878  
[www.kwo.ks.gov](http://www.kwo.ks.gov)

Connie Owen, Chair

Laura Kelly, Governor

**Kansas Water Plan Budget Guidelines**

Water Plan Funds should be allocated to maximize accomplishing the goals and objectives established by the Kansas Statutes, the Kansas Water Authority and the Regional Advisory Committees. Fundamental to the budget process shall be a prioritization of expenditures that are required to do legally, necessary to implement the Vision/State Water Plan, and discretionary expenditures that can be justified based upon defined benefits.

In particular, budgeted funds should be allocated with the following principles:

- Statutory Obligations shall be met first.
  - For instance, K.S.A. 82a-2101 requires that proceeds from the Clean Drinking Water Fee be allocated by providing not less than 15% to provide on-site technical assistance for public water supply systems, with the remainder being used to renovate and protect lakes which are used directly as a source of water for such public water supply systems
- All budgeted funds should be tied to one of the projects and initiatives established by the 50-year Water Vision/State Water Plan. Allocation of funds should be supported by appropriate metrics and benchmarks, which clearly demonstrate the past (where applicable), current and future benefit of such expenditures.
- Per K.S.A. 82a-951, State Water Plan funding “shall not be used for . . . replacing full-time equivalent positions of any state agency.” Positions have been added for programs to implement the Kansas Water Plan. The Kansas Water Authority should encourage funding for staff positions supporting State Water Plan programs and projects to be from the State General Fund removing any confusion and allowing additional funds to be used for implementation activities.
- Funds raised through fees on specific users, such as K.S.A. 82a-954, K.S.A. 2-1205 and K.S.A. 2-2204 should be used to fund projects or initiatives that benefit the users paying those fees, or mitigate environmental impacts caused by said users, including:
  - Agricultural users
  - Public water supply systems
  - Industrial users
  - Stock watering
- Allocation of funds should be reasonably related to:
  - The source of the funds,
  - Geographical balance (i.e. NE, NW, SE & SW), including consideration for RAC Regional balance
  - Hydrological (ground water vs. surface water) resource balance
  - An equitable mix of rural vs. urban interests.
 Exceptions will be considered for high-priority or time-sensitive cases requiring significant funding for the implementation of an individual priority project.
- Priority must be given to long term contractual, or multi-year obligations such as:
  - Contracts with the Corps of Engineers for O&M costs of federal reservoirs
  - Bonded indebtedness for projects such as the 15-year bond issue for the 2018 dredging of John Redmond Reservoir
  - Contracts with the USGS for stream gages
- Consideration may be given to projects or initiatives that involve cost shares from other sources, such as Federal, state, local and private funding.
- Consideration may be given to expenditures that can be justified based upon emerging threats to water resources, including appropriate research initiatives.

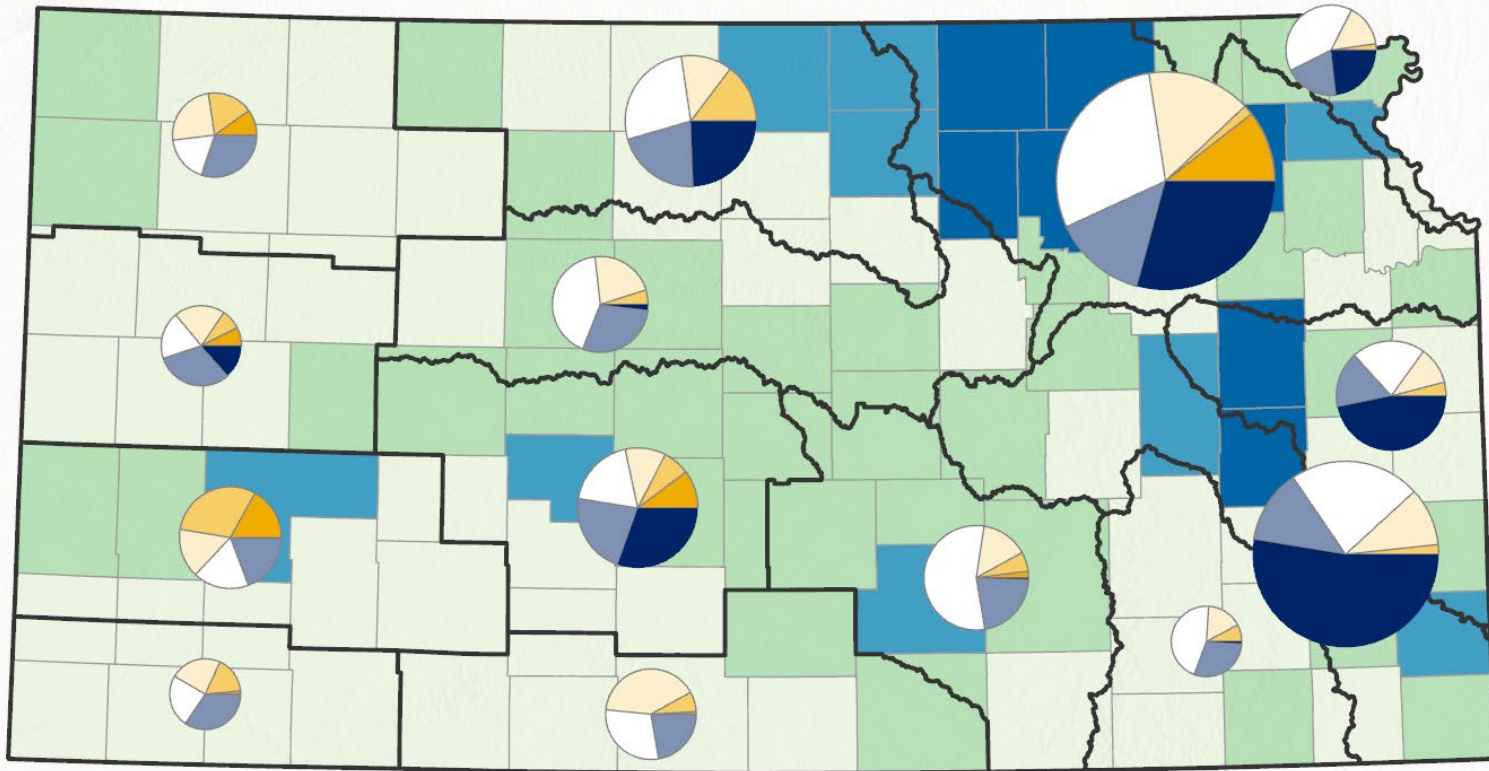
EXPENDITURES	FY 2020 Actuals	FY 2021* Adjusted	FY 2022 KWA Budget Recs	FY 2022 Appropriation
<b>Department of Health and Environment</b>				
Contamination Remediation	\$ 1,086,242	\$ 1,090,340	\$ 1,088,301	\$ 1,088,301
Nonpoint Source Program	\$ 262,932	\$ 406,157	\$ 303,208	\$ 303,208
TMDL Initiatives	\$ 231,541	\$ 340,068	\$ 280,738	\$ 280,738
Harmful Algae Bloom Pilot	\$ 194,369	\$ 1,148,761	\$ 150,000	\$ 450,000
Watershed Restoration/Protection (WRAPS)	\$ 819,654	\$ 752,128	\$ 1,000,000	\$ 730,884
Drinking Water Protection Program	\$ 24,593	\$ 350,000	\$ 800,000	\$ 350,000
<b>SUBTOTAL--KDHE</b>	<b>\$ 2,619,331</b>	<b>\$ 4,087,454</b>	<b>\$ 3,622,247</b>	<b>\$ 3,203,131</b>
<b>Department of Agriculture</b>				
Interstate Water Issues	\$ 372,397	\$ 685,138	\$ 490,007	\$ 473,184
Subbasin Water Resources Management	\$ 521,254	\$ 838,906	\$ 608,949	\$ 584,023
Water Use	\$ 78,539	\$ 136,839	\$ 72,600	\$ 72,600
Water Resources Cost Share	\$ 2,388,345	\$ 2,631,243	\$ 2,248,289	\$ 2,248,289
Nonpoint Source Pollution Asst.	\$ 2,024,989	\$ 2,127,289	\$ 1,857,836	\$ 1,853,185
Aid to Conservation Districts	\$ 2,192,637	\$ 2,192,637	\$ 1,973,373	\$ 2,223,373
Watershed Dam Construction	\$ 550,000	\$ 550,000	\$ 1,000,000	\$ 550,000
Water Quality Buffer Initiative	\$ 85,061	\$ 529,454	\$ 100,000	\$ 100,000
Riparian and Wetland Program	\$ 51,726	\$ 582,295	\$ 54,024	\$ 54,024
Water Transition Assistance Program/CREP	\$ 311,080	\$ 454,936	\$ 627,046	\$ 446,593
Irrigation Technology	\$ 81,316	\$ 151,224	\$ 200,000	\$ 250,000
Crop and Livestock Research	\$ 350,000	\$ 350,000	\$ 250,000	\$ 250,000
Transfer for KRPI* (Water Supply/Lake Rest.)	\$ -	\$ 820,177	\$ -	\$ -
Streambank Stabilization	\$ 179,300	\$ 1,320,700	\$ 1,044,264	\$ 794,264
<b>SUBTOTAL--KDA</b>	<b>\$ 9,186,644</b>	<b>\$ 13,370,838</b>	<b>\$ 10,526,388</b>	<b>\$ 9,899,535</b>
<b>Kansas Water Office</b>				
Assessment and Evaluation	\$ 751,100	\$ 599,177	\$ 858,919	\$ 858,919
MOU - Storage Operations & Maintenance	\$ 448,892	\$ 586,452	\$ 526,081	\$ 526,081
Stream Gaging	\$ 413,580	\$ 413,580	\$ 423,130	\$ 423,130
Technical Assistance to Water Users	\$ 331,828	\$ 341,391	\$ 325,000	\$ 325,000
Vision Education Strategy	\$ 100,000	\$ 100,000	\$ 125,000	\$ 125,000
Reservoir and Water Quality Research	\$ 247,696	\$ 402,304	\$ 350,000	\$ 350,000
Water Tech Farms	\$ 70,875	\$ 79,125	\$ 200,000	\$ 100,000
Watershed Conservation Practice Imp	\$ 479,823	\$ -	\$ 1,000,000	\$ 550,000
Equus Beds Chloride Plume Project	\$ 40,860	\$ 9,141	\$ -	\$ -
Milford Lake Watershed RCPP	\$ -	\$ 400,000	\$ 200,000	\$ 200,000
Water Injection Dredging (WID)	\$ -	\$ 150,000	\$ 1,500,000	\$ 975,000
Flood Response Study	\$ -	\$ 100,000	\$ -	\$ -
Arbuckle Study	\$ -	\$ 68,000	\$ 150,000	\$ 60,000
<b>SUBTOTAL--KWO</b>	<b>\$ 2,884,654</b>	<b>\$ 3,249,170</b>	<b>\$ 5,658,130</b>	<b>\$ 4,493,130</b>
<b>Kansas Dept. of Wildlife, Parks &amp; Tourism</b>				
Aquatic Nuisance Species (ANS) Program	\$ -	\$ -	\$ 50,000	\$ -
<b>University of Kansas--Geological Survey</b>	<b>\$ 26,841</b>	<b>\$ 26,841</b>	<b>\$ 26,841</b>	<b>\$ 26,841</b>
<b>Total State Water Plan Expenditures</b>	<b>\$ 14,717,470</b>	<b>\$ 20,734,303</b>	<b>\$ 19,883,606</b>	<b>\$ 17,622,637</b>
<b>SGF &amp; EDIF Demand Transfers**</b>				
State General Fund Transfer	\$ 4,005,632	\$ 6,000,000	\$ 6,000,000	\$ 4,005,632
Economic Development Fund Transfer	\$ 500,000	\$ 913,325	\$ 2,000,000	\$ 1,719,264
FY 2021 Governor's Allotment**	\$ -	\$ (2,407,699)	\$ -	\$ -
<b>Total SGF &amp; EDIF Demand Transfers</b>	<b>\$ 4,505,632</b>	<b>\$ 4,505,626</b>	<b>\$ 8,000,000</b>	<b>\$ 5,724,896</b>



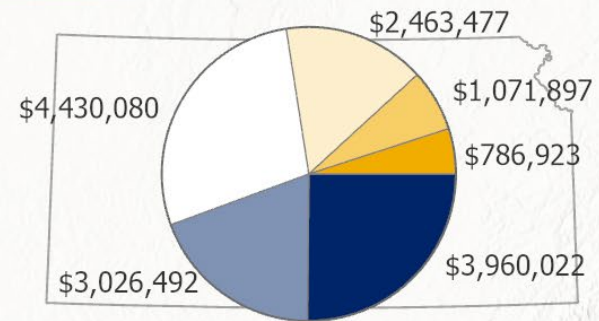

EXPENDITURES	FY 2020 Actuals	FY 2021* Adjusted	FY 2022 KWA Budget Recs	FY 2022 Appropriation
Department of Health and Environment Contamination Remediation Nonpoint Source Program TMDL Initiatives Harmful Algae Bloom Pilot Watershed Restoration/Protection Drinking Water Protection Program <b>SUBTOTAL--KDHE</b>	<b>State Water Plan Fund Budget Categories</b>			
	<b>Groundwater Initiatives</b>		<b>Water Quality</b>	<b>Reservoir Water Supply &amp; Sedimentation</b>
Department of Agriculture Interstate Water Issues Subbasin Water Resources Management Water Use Water Resources Cost Share Nonpoint Source Pollution Abatement Conservation Districts Watershed Dam Construction Water Quality Buffer Initiative Riparian and Wetland Program Water Transition Assistance Irrigation Technology Crop and Livestock Research Transfer for KRPI* (Water Supply) Streambank Stabilization <b>SUBTOTAL--KDA</b>	Water TAP/CREP (KDA) Irrigation Technology (KDA) Crop and Livestock Research (KDA) Water Tech Farms (KWO) Kansas Geological Survey (KGS)			
	Interstate Water Issues (KDA) Subbasin Water Resources Management (KDA) Water Use (KDA)			
	Vision Education Strategy (KWO) Assessment and Evaluation (KWO) Water Resources Cost Share (KDA)			
Kansas Water Office Assessment and Evaluation MOU - Storage Operations & Stream Gaging Technical Assistance to Water Vision Education Strategy Reservoir and Water Quality Water Tech Farms Watershed Conservation Practice Equus Beds Chloride Plume Milford Lake Watershed RCP Water Injection Dredging (WID) Flood Response Study Arbuckle Study <b>SUBTOTAL--KWO</b>			Contamination Remediation (KDHE) Nonpoint Source Program (KDHE) TMDL Initiatives (KDHE) Harmful Algae Bloom Pilot (KDHE) Watershed Restoration/Protection (KDHE) Drinking Water Protection Program (KDHE) Nonpoint Source Pollution Abatement (KDA) Technical Assistance to Water Users (KWO) Equus Beds Chloride Plume Project (KWO) Milford Lake Watershed RCP (KWO) Arbuckle Study (KWO)	
Kansas Dept. of Wildlife, Parks & Aquatic Nuisance Species (AN)				
University of Kansas--Geology			Aid to Conservation Districts (KDA) Riparian and Wetland Program (KDA) Stream Gaging (KWO) Reservoir and Water Quality Research (KWO) Flood Response Study (KWO)	
Total State Water Plan Expenditures <b>SGF &amp; EDIF Demand Transfer</b> State General Fund Transfer Economic Development Fund FY 2021 Governor's Allotment Total SGF & EDIF Demand Transfer				Watershed Dam Construction (KDA) Water Quality Buffer Initiative (KDA) Streambank Stabilization (KDA) Water Supply Restoration Program (KDA) MOU - Storage Operations & Maintenance (KWO) Watershed Conservation Practice Imp (KWO) Water Injection Dredging (WID) (KWO)

# Average State Water Plan Fund Distribution by Budget Category

## FY 2017 - 2020



### County SWPF Distribution State Water Plan Fund Categories



**ISSUE**  
KWP Categories



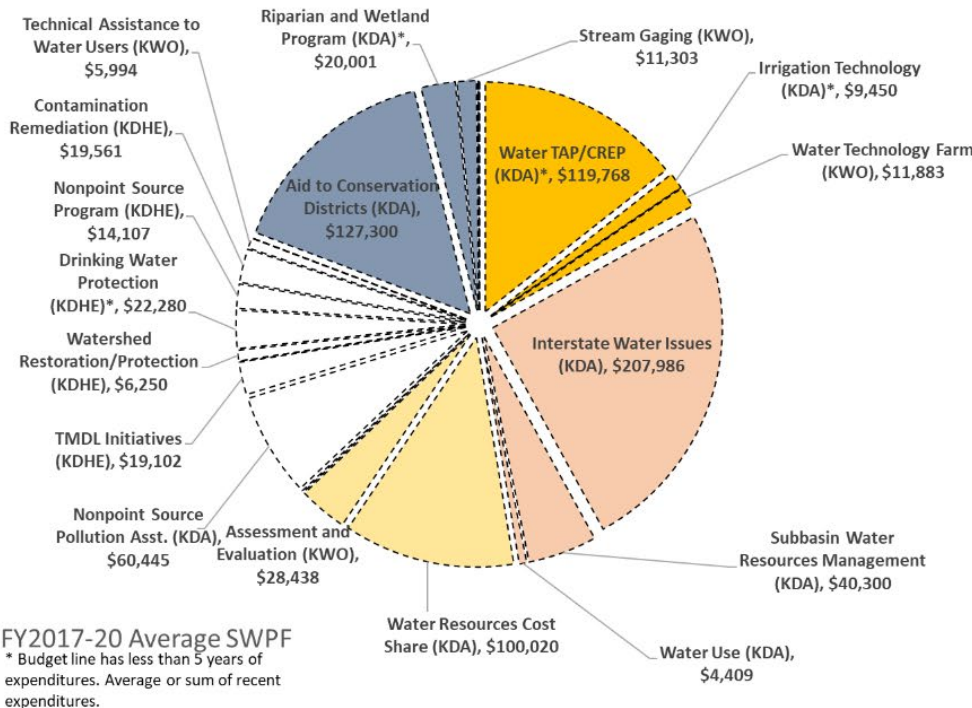

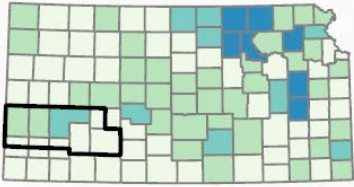
**KANSAS WATER PLAN**  
Goals/Action Plans



**IMPLEMENTATION**  
Projects/Initiatives  
funded with SWPF

# Upper Arkansas Regional Planning Area

## Average State Water Plan Expenditures FY 2017 - 2020



FY2017-20 Average SWPF  
 \* Budget line has less than 5 years of expenditures. Average or sum of recent expenditures.



Data Sources: Kansas Dept. of Agriculture; Kansas Dept. of Health and Environment; Kansas Water Office; Kansas Dept. of Revenue

State Water Plan Fund  
KWA Budget Committee DRAFT FY 2023 Recommendations for RAC Input/Feedback

EXPENDITURES	FY 2022 Appropriation	KWA Budget Committee DRAFT FY 2023 Recs	Difference (FY22 to FY23)	SWP Category	Description of Program Metric
<b>Department of Health and Environment</b>					
Contamination Remediation	\$ 1,088,301	\$ 1,088,301		WQ	Contaminated site cleanup
Nonpoint Source Program	\$ 303,208	\$ 403,208	↑ \$100,000	WQ	Technical Assistance to Counties
TMDL Initiatives	\$ 280,738	\$ 380,738	↑ \$100,000	WQ	Water Quality Restoration
Harmful Algae Bloom Pilot	\$ 450,000	\$ 150,000	↓ \$300,000	WQ	Algal Bloom Reductions
Watershed Restoration/Protection (WRAPS)	\$ 730,884	\$ 730,884		WQ	Load Reduction, Leveraged Funds
Drinking Water Protection Program	\$ 350,000	\$ 450,000	↑ \$100,000	WQ	Communities enrolled
<b>SUBTOTAL--KDHE</b>	<b>\$ 3,203,131</b>	<b>\$ 3,203,131</b>			
<b>Department of Agriculture</b>					
Interstate Water Issues	\$ 473,184	\$ 499,281	↑ \$26,097	GW/WQ	
Subbasin Water Resources Management	\$ 584,023	\$ 621,651	↑ \$37,628	GW/WQ	
Water Use	\$ 72,600	\$ 100,000	↑ \$27,400	GW/WQ	
Water Resources Cost Share	\$ 2,248,289	\$ 2,448,289	↑ \$200,000	GW/WQ/ResWS	Load Reduction Data, % of Goal Achieved
Nonpoint Source Pollution Asst.	\$ 1,853,185	\$ 1,860,104	↑ \$6,919	WQ	Load Reduction Data, % of Goal Achieved
Aid to Conservation Districts	\$ 2,223,373	\$ 2,223,373		WQ/Res WS	Leveraged Funds, Contracts Generated, Individual Contacts
Watershed Dam Construction	\$ 550,000	\$ 550,000		Res WS	Number of Critical Dams Restored
Water Quality Buffer Initiative	\$ 100,000	\$ 200,000	↑ \$100,000	Res WS	Acres of Filter Strips/Buffers to Protect Streams
Riparian and Wetland Program	\$ 54,024	\$ 154,024	↑ \$100,000	WQ/Res WS	Acres of Restored Hydrology/Protected Streambanks
Water Transition Assistance Program/CREP	\$ 446,593	\$ 446,593		GW	Water Use Reduction
Irrigation Technology	\$ 250,000	\$ 250,000		GW	Water Use Reduction
Crop and Livestock Research	\$ 250,000	\$ 250,000		GW	
Soil Health - NEW	\$ -	\$ 100,000	↑ \$100,000	WQ	Load Reduction Data, % of Goal Achieved
Streambank Stabilization	\$ 794,264	\$ 500,000	↓ \$294,264	Res WS	Reservoir Bathymetry, Load Reduction Data
<b>SUBTOTAL--KDA</b>	<b>\$ 9,899,535</b>	<b>\$ 10,203,315</b>			
<b>Kansas Water Office</b>					
Assessment and Evaluation	\$ 858,919	\$ 700,000	↓ \$158,919	GW/WQ/ResWS	Deliverables of specific studies met
MOU - Storage Operations & Maintenance	\$ 526,081	\$ 514,542	↓ \$11,539	Res WS	
Stream Gaging	\$ 423,130	\$ 413,580	↓ \$9,550	WQ/Res WS	
Technical Assistance to Water Users	\$ 325,000	\$ 325,000		WQ	Communities/PWS systems assisted
Vision Education Strategy	\$ 125,000	\$ 125,000		GW/WQ/ResWS	
Reservoir and Water Quality Research	\$ 350,000	\$ 350,000		WQ/Res WS	Bathymetry
Water Technology Farms	\$ 100,000	\$ 100,000		GW	Farms enrolled
Watershed Conservation Practice Imp (KRPI)	\$ 550,000	\$ 600,000	↑ \$50,000	Res WS	Sediment reduced (LRD)
Equus Beds Chloride Plume Project	\$ -	\$ 50,000	↑ \$50,000	WQ	
Milford Lake Watershed RCPP	\$ 200,000	\$ 50,000	↓ \$150,000	WQ	Load Reduction Data
Water Injection Dredging (WID)	\$ 975,000	\$ 875,000	↓ \$100,000	Res WS	Monitored results
Arbuckle Study	\$ 60,000	\$ 150,000	↑ \$90,000	WQ	
Flood Response Study	\$ -	\$ 200,000	↑ \$200,000	WQ/Res WS	Basin evaluations completed
<b>SUBTOTAL--KWO</b>	<b>\$ 4,493,130</b>	<b>\$ 4,453,122</b>			
<b>University of Kansas--Geological Survey</b>	<b>\$ 26,841</b>	<b>\$ 26,841</b>			
<b>Total State Water Plan Expenditures</b>	<b>\$ 17,622,637</b>	<b>\$ 17,886,409</b>			



Category	Program Name	FY 2022 Appropriation	KWA Budget Committee DRAFT FY 2023 Recs	Change (from FY 2022)	Program Description
Groundwater Initiatives	Water TAP/CREP (KDA)	\$446,593	\$446,593		Permanent water right retirements (partial or whole) in the Rattlesnake Creek impairment area to conserve limited water resources.
	Irrigation Technology (KDA)	\$250,000	\$250,000		Promote adoption of irrigation efficiency technologies, implement research-based technology, and develop career and technical education programming related to water resource management and technology to build the needed workforce.
	Crop and Livestock Research (KDA)	\$250,000	\$250,000		Research aimed at the development and increased adoption of water efficient crops, including, including developing and increasing utilization of new forages and feed grains for livestock production.
	Water Technology Farms (KWO)	\$100,000	\$100,000		Continued development and enhancement of demonstration farms that allow the installation and testing of the latest irrigation technologies and soil moisture management, as well as the opportunity to evaluate the effectiveness of conservation practice implementation in reducing sediment and nutrient runoff on a whole field scale.
GW Initiatives & Water Quality	Interstate Water Issues (KDA)	\$473,184	\$499,281	↑ \$26,097	Administration and enforcement of interstate compacts.
	Subbasin Water Resources Management (KDA)	\$584,023	\$621,651	↑ \$37,628	Works to improve enhanced basin-level water management through the gathering and analysis of water right and hydrologic data, and the development of decision support products to help state and local stakeholders make sound water management decisions
	Water Use (KDA)	\$72,600	\$100,000	↑ \$27,400	Kansas has the most thorough and accurate water use reporting system in the nation. Funding helped develop an online water use reporting system to further improve the accuracy of water use data and reporting efficiency. Program also includes contract with KGS to maintain and enhance online water use reporting system, and a contract with USGS to perform independent quality control on the water use data.
GW Initiatives, WQ & Res. WS & Sed	Vision Education Strategy (KWO)	\$125,000	\$125,000		Raise awareness of water issues within the state and increase the knowledge of those working within water-related careers.
	Assessment and Evaluation (KWO)	\$858,919	\$700,000	↓ \$158,919	Used to contract for a variety of data collection and studies. The overall objective of the program is to provide the water planning and vision process with the background information necessary to make decisions and improve implementation.
	Water Resources Cost Share (KDA)	\$2,248,289	\$2,448,289	↑ \$200,000	To increase implementation of best management conservation practices that reduce sediment, phosphorus and other specified pollutants in high priority HUC 12 watersheds. Also increasing the implementation of practices that aid in the conservation of surface and ground water through the adoption of irrigation technology such as soil moisture probes.
Water Quality	Contamination Remediation (KDHE)	\$1,088,301	\$1,088,301		Evaluation, monitoring, and remediation of contaminated soil and groundwater sites when the responsible party is unknown or is unable to undertake the necessary action.
	Nonpoint Source Program (KDHE)	\$303,208	\$403,208	↑ \$100,000	Address nonpoint source pollution issues through locally administered plans and programs including Local Environmental Protection, Information, Education, and Technical Assistance, and existing plan and program integration
	TMDL Initiatives (KDHE)	\$280,738	\$380,738	↑ \$100,000	Monitoring and assessment program to track trends and conditions in surface waters to achieve the objective of the Kansas Water Plan and maintain state primacy for administration of federal water quality programs. The section has primary responsibility for surface water chemical and biological monitoring and assessment, the 303(d) and TMDL programs, as well as the water quality standards program.
	Harmful Algae Bloom Pilot (KDHE)	\$450,000	\$150,000	↓ \$300,000	Investigate and demonstrate in-lake treatment options such as ultrasound, superoxide or other chemical treatments in Reservoir. The objective is to assess the effectiveness of such treatment options at minimizing the impact of Harmful Algae Blooms (HABs).
	Watershed Restoration/Protection (KDHE)	\$730,884	\$730,884		WRAPS contributes to the Kansas NPS Management Plan through the implementation of a voluntary targeted watershed-based program funded by CWA 319 and State Water Plan Funds. This program is unique because it works to seek citizen and stakeholder input and participation on watershed management and protection issues.

Category	Program Name	FY 2022 Appropriation	KWA Budget Committee <i>DRAFT</i> FY 2023 Recs	Change (from FY 2022)	Program Description
Water Quality (cont.)	Drinking Water Protection Program (KDHE)	\$350,000	\$450,000	↑ \$100,000	The program purpose is to insure all Kansas communities have a source of clean, healthy, affordable drinking water by planning and implementing strategies to prevent and mitigate contamination.
	Nonpoint Source Pollution Asst. (KDA)	\$1,853,185	\$1,860,104	↑ \$6,919	To implement additional soil health education activities in 105 county conservation districts as well as increasing landowner/operator scholarships to soil health educational seminars such as the annual No-Till on the Plains conference. Additional technical assistance in high priority areas through the use of contribution agreement conservation technician positions in partnership with NRCS.
	Soil Health (KDA) - NEW*	--	\$100,000	↑ \$100,000	The Soil Health Initiative will support Soil Health education events such as workshops and field days across the state, support Kansas based Soil Health education opportunities such as No-Till on the Plains and Soil Health U, and support innovative approaches and pilot projects to develop access and understanding of Ecosystem Service Markets such as selling Carbon Sequestration and Water Quality Credits.
	Technical Assistance to Water Users (KWO)	\$325,000	\$325,000		Per K.S.A. 82a-2101, not less than 15% of the Clean Drinking Water Fee shall be used for technical assistance to water users to aid such systems in conforming to responsible management practices and complying with regulations of the U.S. EPA rules and regulations of the department of health and environment.
	Equus Beds Chloride Plume Project (KWO)	\$0	\$50,000	↑ \$50,000	Review of potential treatment options for reducing or containing the spread of historical high chloride produced water in the Equus Beds aquifer.
	Milford Lake Watershed RCPP (KWO)	\$200,000	\$50,000	↓ \$150,000	Implementing conservation practices within the Milford Lake watershed to decrease nutrient runoff, reducing new nutrient loading for the formation of HABs.
	Arbuckle Study (KWO)	\$60,000	\$150,000	↑ \$90,000	Study of the impacts of Class I & II water injections into the Arbuckle Formation, in response to induced seismicity, increasing pressures in some aquifer zones, and potential influences on overlying freshwater aquifer water supplies.
Water Quality/Res. WS & Sedimentation	Aid to Conservation Districts (KDA)	\$2,223,373	\$2,223,373		To maintain and enhance conservation district operations by addressing annual inflationary costs. This enhancement provides opportunities for matching by county governments as per K.S.A. 2-1907b.
	Riparian and Wetland Program (KDA)	\$54,024	\$154,024	↑ \$100,000	Enrollment of additional acres in new sediment & nutrient reduction program.
	Stream Gaging (KWO)	\$423,130	\$413,580	↓ \$9,550	Support the continuous monitoring of streamflows on key streams and rivers in Kansas. The information serves multiple purposes, public and private entities, and the general public.
	Reservoir and Water Quality Research (KWO)	\$350,000	\$350,000		Supports study of suspended sediment monitoring gages, current and proposed streambank stabilization impacts, bathymetric capacity surveys, sediment coring for nutrients and HABs.
	Flood Response Study (KWO)	\$0	\$200,000	↑ 200,000	Complete basin-by-basin evaluation of flood risks in Kansas to identify areas of recurring flooding, determine economic loss, and identify potential mitigation projects that can lessen future damage.

Category	Program Name	FY 2022 Appropriation	KWA Budget Committee <i>DRAFT</i> FY 2023 Recs	Change (from FY 2022)	Program Description
Reservoir Water Supply & Sedimentation	Watershed Dam Construction (KDA)	\$550,000	\$550,000		To meet unmet needs in unfunded dam construction (over a 1,000 new sites) and rehabilitation of existing flood control dams (there are approximately 1,500 existing dams).
	Water Quality Buffer Initiative (KDA)	\$100,000	\$200,000	↑ \$100,000	Improve water quality by establishing more vegetative filter strips and riparian forest buffers along streams.
	Streambank Stabilization (KDA)	\$794,264	\$500,000	↓ \$294,264	Efforts continue to be concentrated in the following priority Kansas watersheds above Federal reservoirs: Big Blue/Little Blue Rivers above Tuttle Creek Reservoir, Delaware River above Perry Lake, and Neosho/Cottonwood Rivers above John Redmond Reservoir.
	MOU - Storage Operations & Maintenance (KWO)	\$526,081	\$514,542	↓ \$11,539	Payment of the annual operation and maintenance costs of state-owned water storage space in reservoirs in accordance with the associated water storage purchase agreements between the state of Kansas and the Corps of Engineers. Annual request is based on the anticipated costs communicated to the KWO by the Corps of Engineers for the noted fiscal year.
	Watershed Conservation Practice Imp (KWO)	\$550,000	\$600,000	↑ 50,000	Implementation of BMPs for sediment reduction from agricultural lands and supporting streambank stabilization activities. Goal of reduced sedimentation rate for targeted public water supply reservoirs.
	Water Injection Dredging (WID) (KWO)	\$975,000	\$875,000	↓ \$100,000	Demonstration project to test a potential cost-effective strategy to remove sediment from Tuttle Creek Reservoir.



# COPY OF LAST YEAR'S MEMO TO KWA BUDGET COMMITTEE

## MEMO



DATE: August 6<sup>th</sup>, 2020  
TO: Kansas Water Authority Budget Committee  
FROM: Armando Zarco  
RE: Upper Arkansas RAC Input on KWA Budget Recommendation Development Process

900 SW Jackson Street, Suite 404  
Topeka, KS 66612  
Phone: (785) 296-3185  
Fax: (785) 296-0878  
www.kwo.ks.gov

---

On August 6<sup>th</sup>, 2020, the Upper Arkansas Regional Advisory Committee (RAC) met virtually via GoToMeeting. Among the agenda items at the meeting were discussions of budget recommendations to pass along from the RAC to the Kansas Water Authority (KWA) Budget Committee for their consideration during the SFY 2022 budget recommendation development process. The following action was taken by the RAC at the meeting to formalize their budget input recommendations to deliver to the KWA Budget Committee:

*A motion was made by Titus Jaeger and seconded by Roy Dixon to a send the following Budget Recommendation Message to the KWA:*

*The Upper Arkansas RAC requests the KWA to seek to provide funding to programs and projects benefiting the region consistent with the revenue derived from the Upper Arkansas Region. The following programs would be the first priority to receive additional funding for the region.*

- a) Supporting CREP funding as indicated by SWPF FY22 Budget Request*
- b) Support FY22 budget request from GMD3 to KWA (see attached documents)*
- c) Continue supporting KDA-DOC funding as indicated by SWPF FY22 Budget Request*

*There was unanimous approval by all RAC Members present.*