MISSOURI
DEPARTMENT OF
NATURAL RESOURCES

Local Governance and Funding: How does it work in our neighboring states?

Missouri
Parks, Soils and Water Sales Tax

Colleen Meredith, Director
Soil and Water Conservation Program,
Governor's Conference on the Future of Water
Manhattan, KS
Nov. 9, 2017

Missouri SWCDs - Year Organized

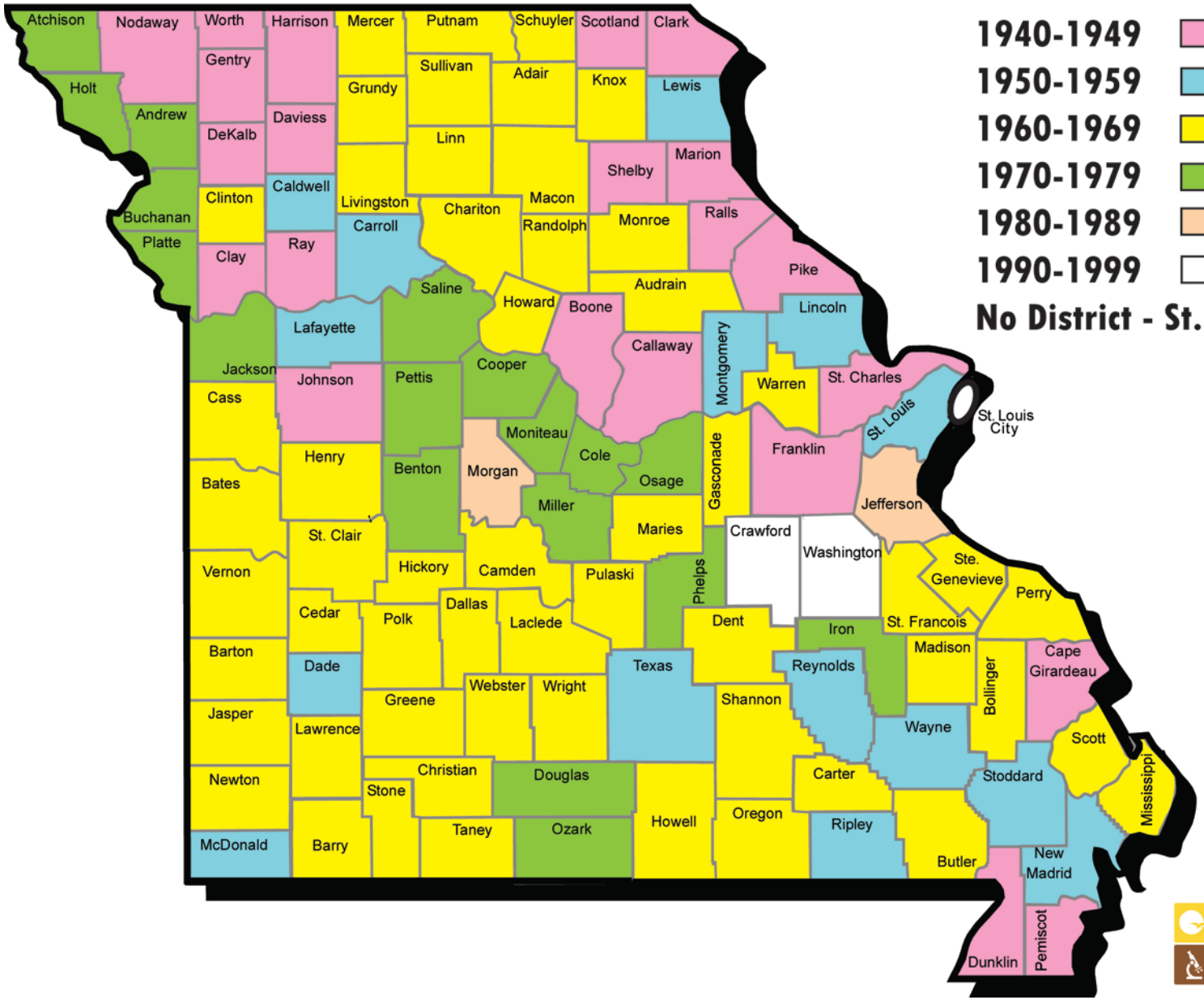

MISSOURI DEPARTMENT OF NATURAL RESOURCES

Photo courtesy of USDA NRCS

MISSOURI
DEPARTMENT OF
NATURAL RESOURCES

Parks, Soils and Water Sales Tax

- Established 1984
- One-tenth-of-one-percent sales tax
- Revenue split 50/50
- Soil and Water Conservation Program and Missouri State Parks

MISSOURI
DEPARTMENT OF
NATURAL RESOURCES

Year	Passed %	Counties Passed
1984	50.1	27
1988	68.7	105
1996	66.6	97
2006	70.8	111
2016	79.9	114

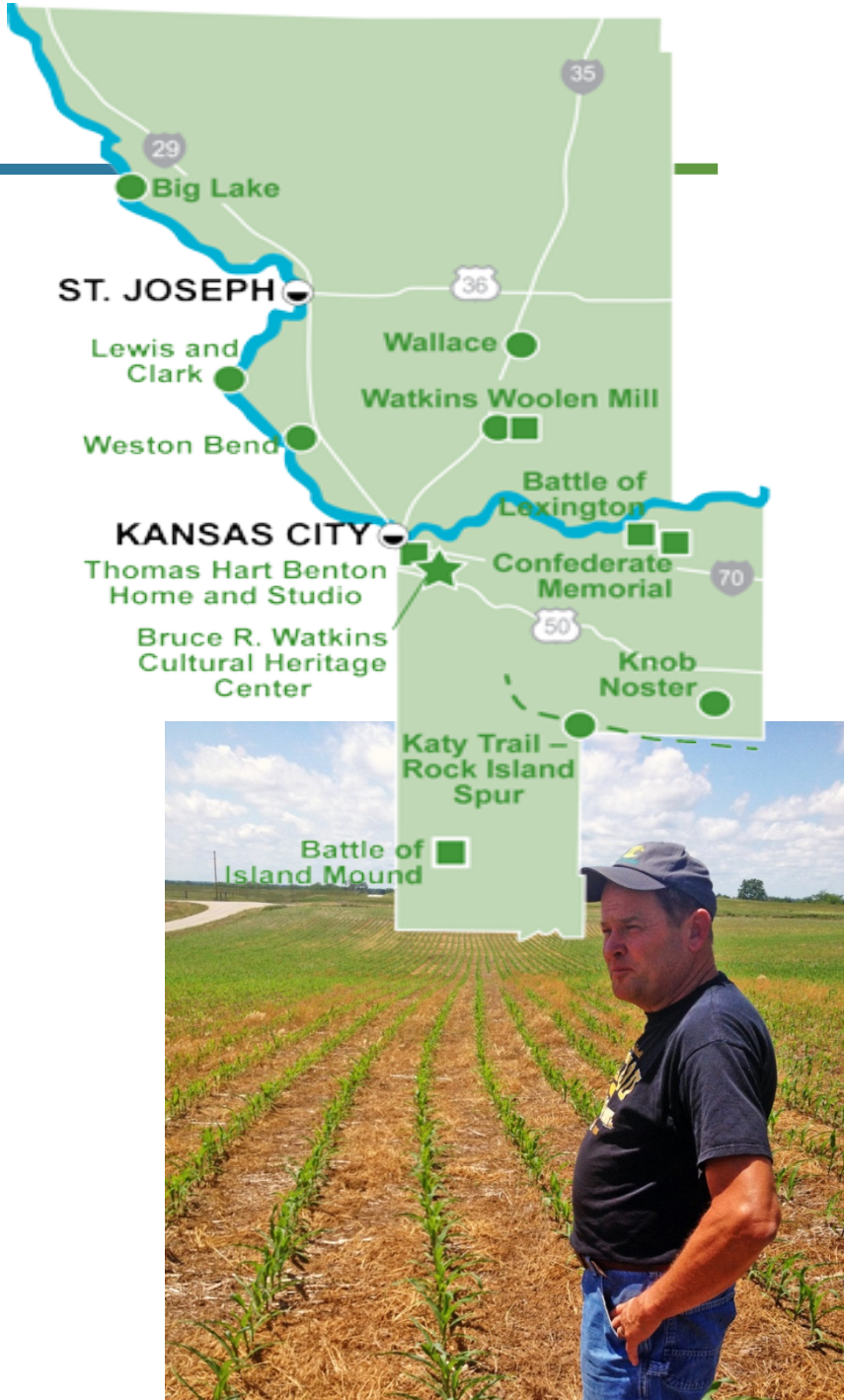

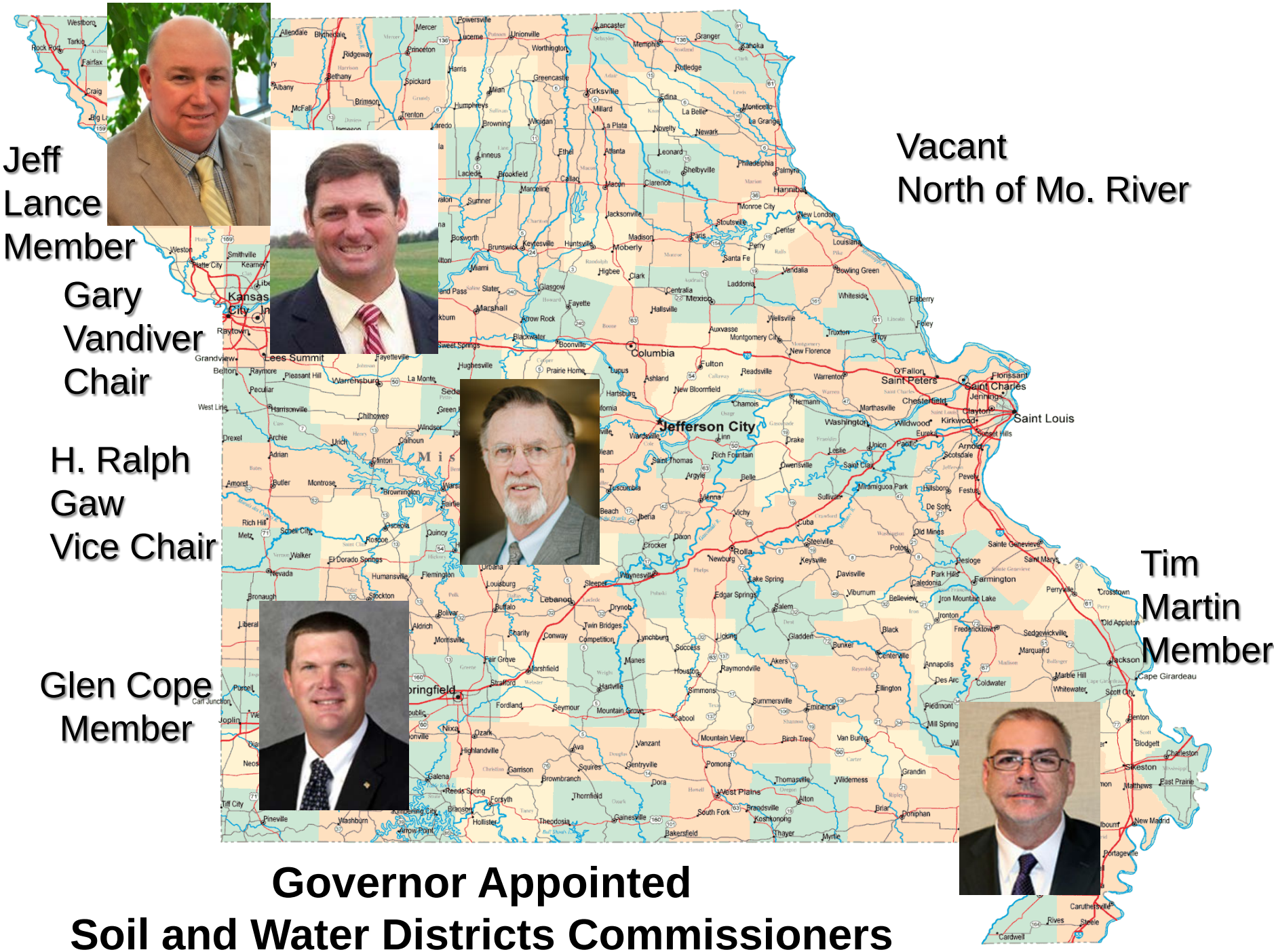

Governor Appointed
Soil and Water Districts Commissioners

FY17 TAFP Budget

Soil and Water Conservation Program

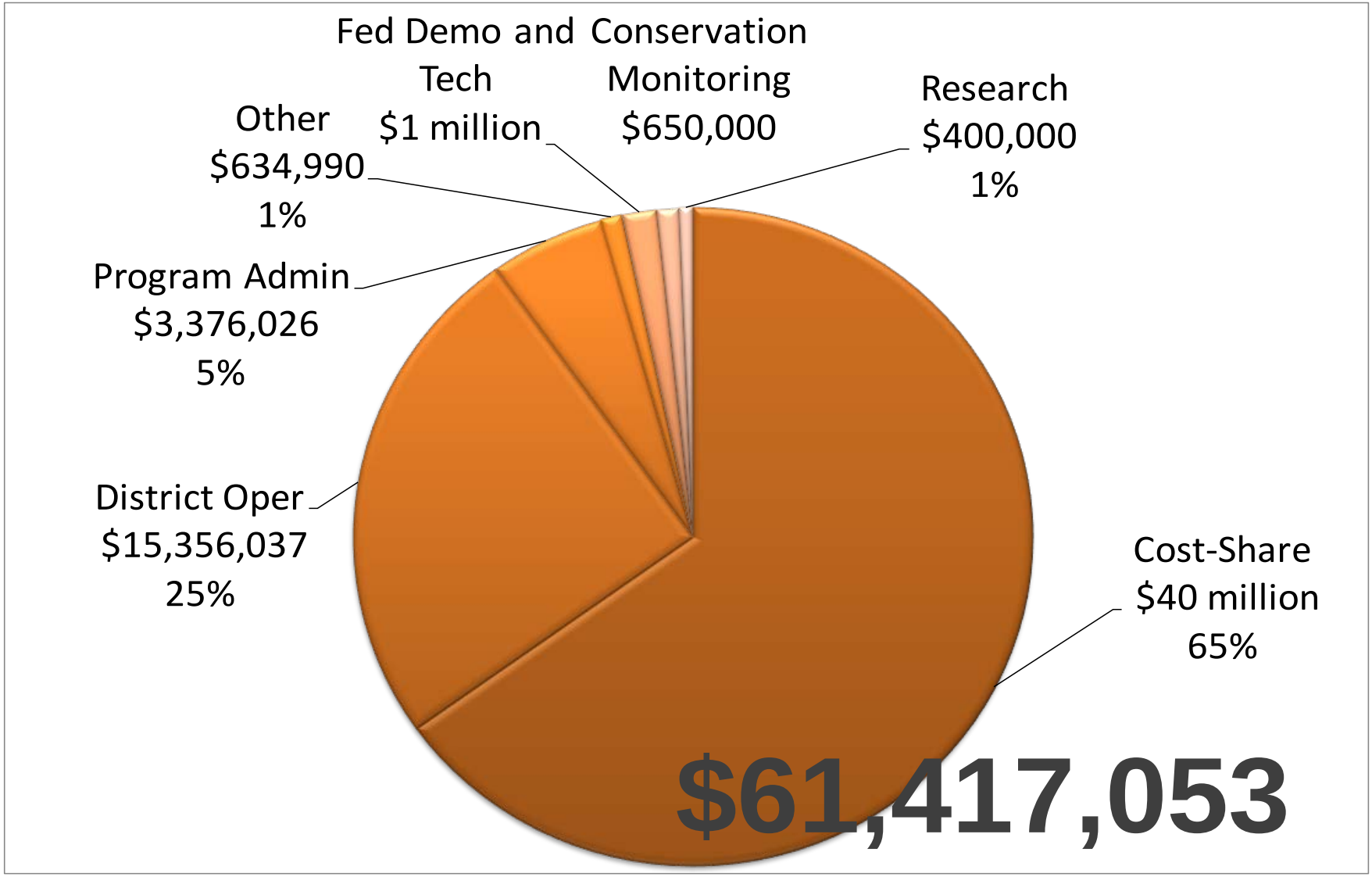

FY17 Expenditures

Soil and Water Conservation Program

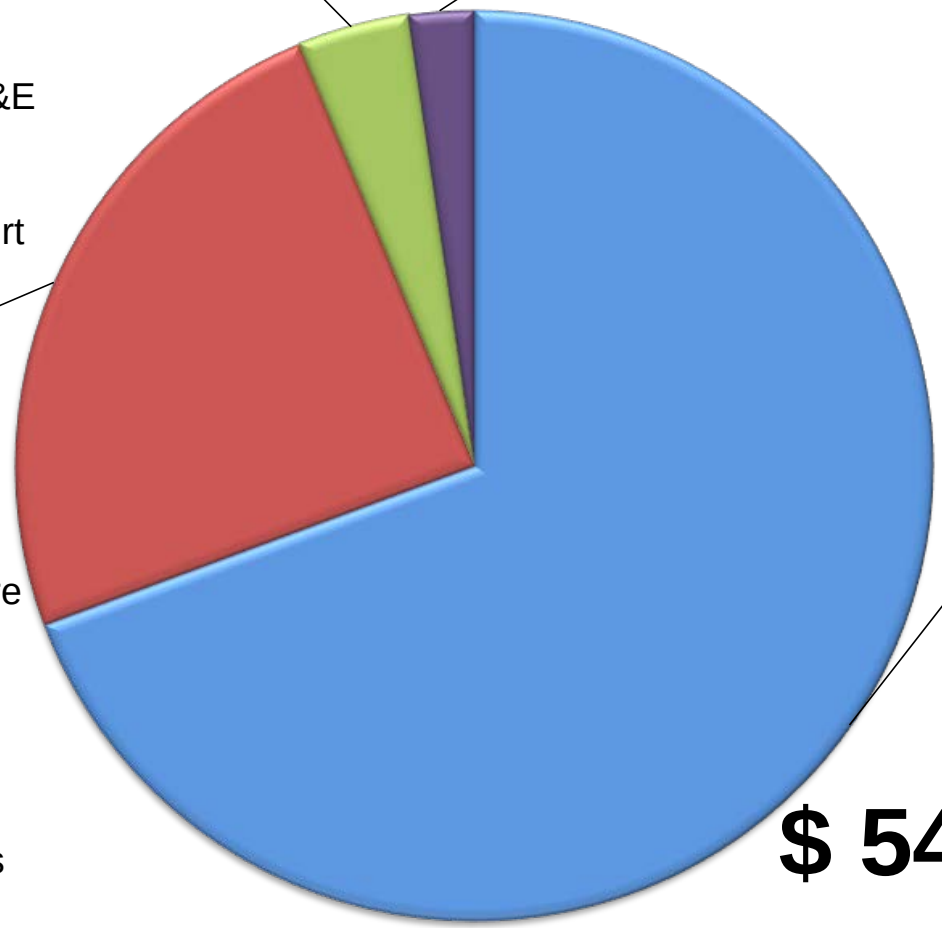

MISSOURI DEPARTMENT OF NATURAL RESOURCES

How is the money allocated?

District Grants – Quarterly Disbursements

- **Personnel** – Gross Salary ($13.39 – $18.54/ hr.)
- **Indirect** – SS, Medicare, Health Insurance and Retirement
- **Administrative** ($12,000) – Travel, Training, Unemployment, Workers' Comp, Outsourcing ($1,000), Rent ($10,000)

MISSOURI
DEPARTMENT OF
NATURAL RESOURCES

Resource Concern Areas

Nutrient and Pest

Grazing

Sensitive Areas

Sheet, Rill and Gully

Irrigation

Animal Waste

Woodland

MISSOURI
DEPARTMENT OF
NATURAL RESOURCES

How is the money allocated?

Cost-Share – Initial and Supplemental

- **Initial –** Based on historical and needs assessment
- **Supplemental** – 90% of funds obligated, then receive $50,000 to $100,000 each time the threshold is reached (monthly).

MISSOURI
DEPARTMENT OF
NATURAL RESOURCES

Resource Concern Areas

Nutrient and Pest

Grazing

Sensitive Areas

Sheet, Rill and Gully

Irrigation

Animal Waste

Woodland

FY18 Cost-Share Fund Status as of Nov. 6, 2017

Resource Concern	Allocated	Obligated	# of Contracts
Animal Waste Management	$3,780,750	$843,591	35
Grazing Management	$6,338,961	$3,259,219	889
Irrigation Management	$1,811,129	$1,110,065	180
Nutrient & Pest Management	$1,542,161	$894,957	1,011
Sensitive Areas	$3,674,498	$1,343,575	251
Sheet and Rill/Gully	$33,263,673	$21,837,194	4,774
Woodland Erosion	$2,105,096	$634,540	202
TOTAL	**$52,516,268**	**$29,923,141**	**7,342**

FY18 Total Supplemental Allocations Received
As of November 6, 2017

Total: $ 14,899,200

88 Counties

Legend

- None
- < = $50,000
- $50,001 - $100,000
- $100,001 - $150,000
- $150,001 - $200,000
- $200,001 - $250,000
- $250,001 - $300,000
- $300,001 - $350,000
- $350,001 - $400,000
- $400,001 - $450,000
- $450,001 - $500,000

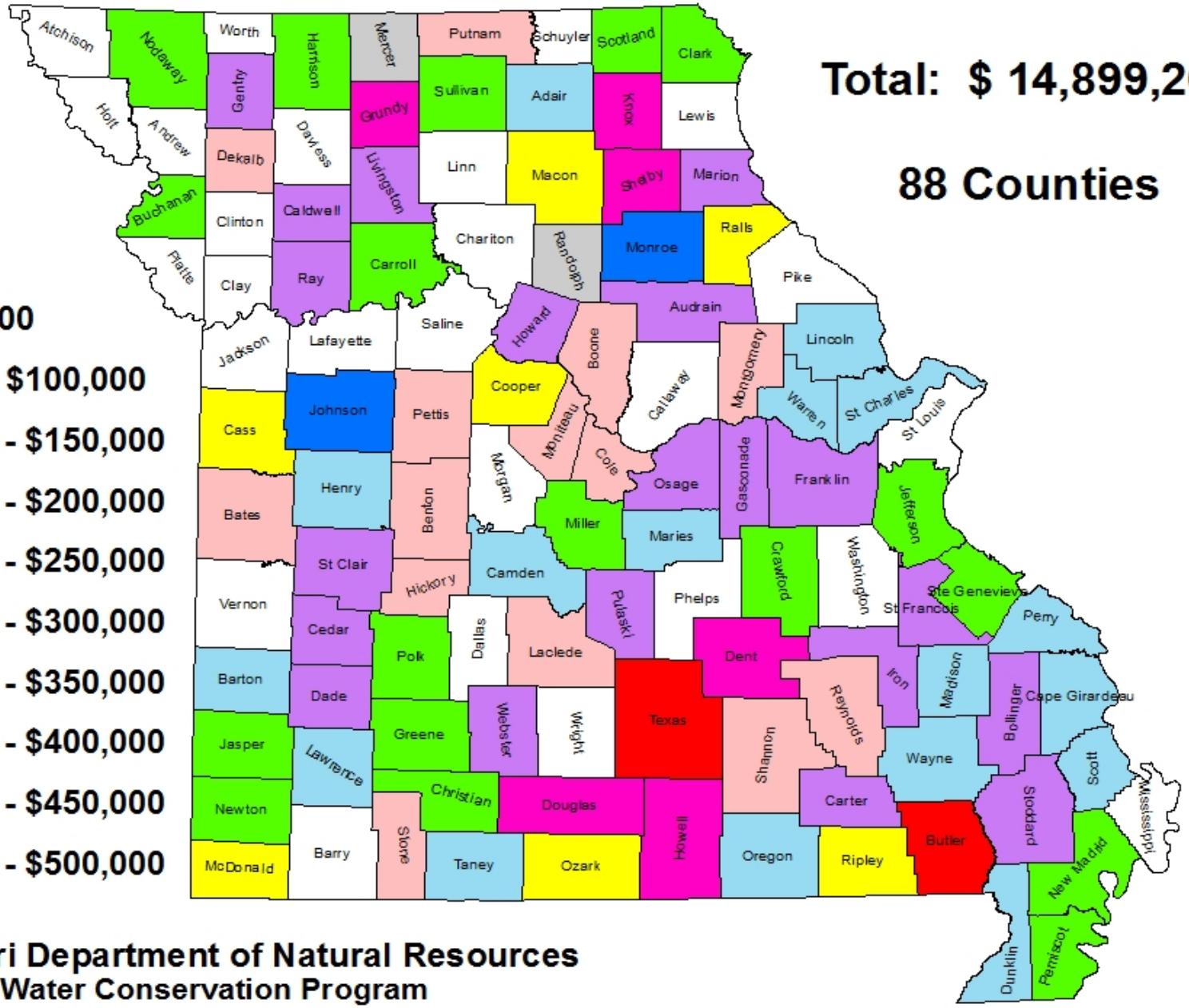

Missouri Department of Natural Resources
Soil and Water Conservation Program
November 6, 2017

FY18 Total Supplemental Allocation as of November 6, 2017

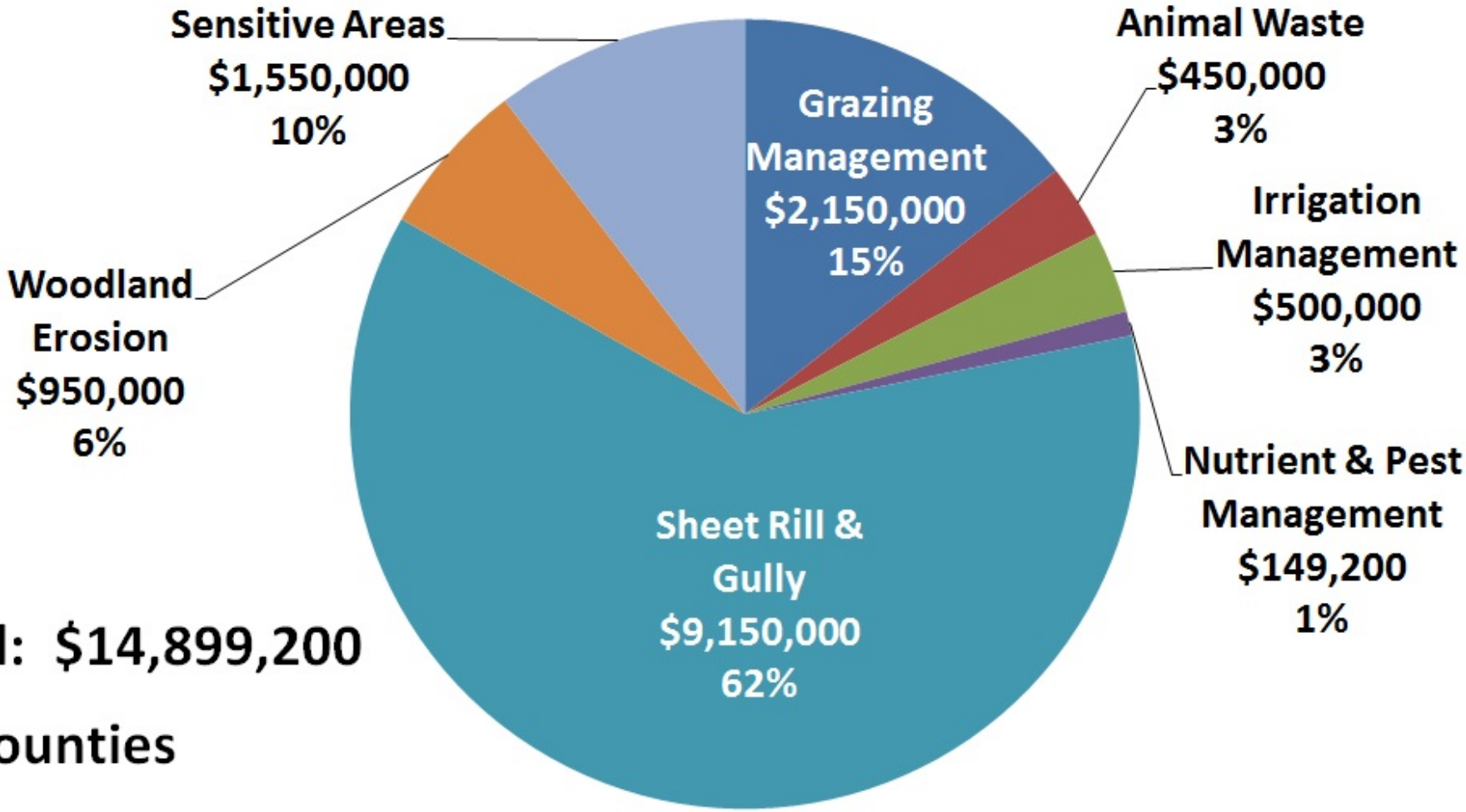

Total: $14,899,200

88 Counties

Missouri Department of Natural Resources
Soil and Water Conservation Program
November 6, 2017

MISSOURI
DEPARTMENT OF
NATURAL RESOURCES

Benefits of the Parks, Soils and Water Sales Tax

Soil & Water Conservation

- 182 million tons of soil saved
- $732 million to landowners
- 100 watershed projects
- Erosion rate reduced more than any state with 10 M or more acres of cropland
- > 5 million acres of land treated

Missouri State Parks

- 56 parks / 35 historic sites
- > 18 M visitors/year
- Free entry into all parks
- Over 1,000 miles of trails
- 150,000 acres open to public

MISSOURI
DEPARTMENT OF
NATURAL RESOURCES

Missouri’s 319 Program

Urban Focus

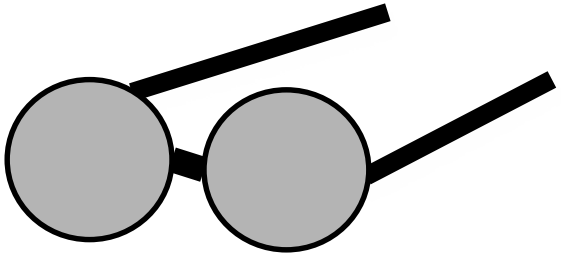

Deer Creek Watershed Initiative

Deer Creek Watershed Initiative



Deer Creek Watershed Initiative – Rainscaping with Permeable Pavers

Operation Brightside

Demonstration Garden

South Grand Great Streets Initiative

South Creek Restoration Project

Before Construction

Restored Stream Channel

MISSOURI
DEPARTMENT OF
NATURAL RESOURCES

Thank you!