

KANSAS WATER OFFICE & FEDERAL RESERVOIR STORAGE CONTRACTS

Presentation to
the House Committee on
Water

February 2, 2023

Federal Reservoirs

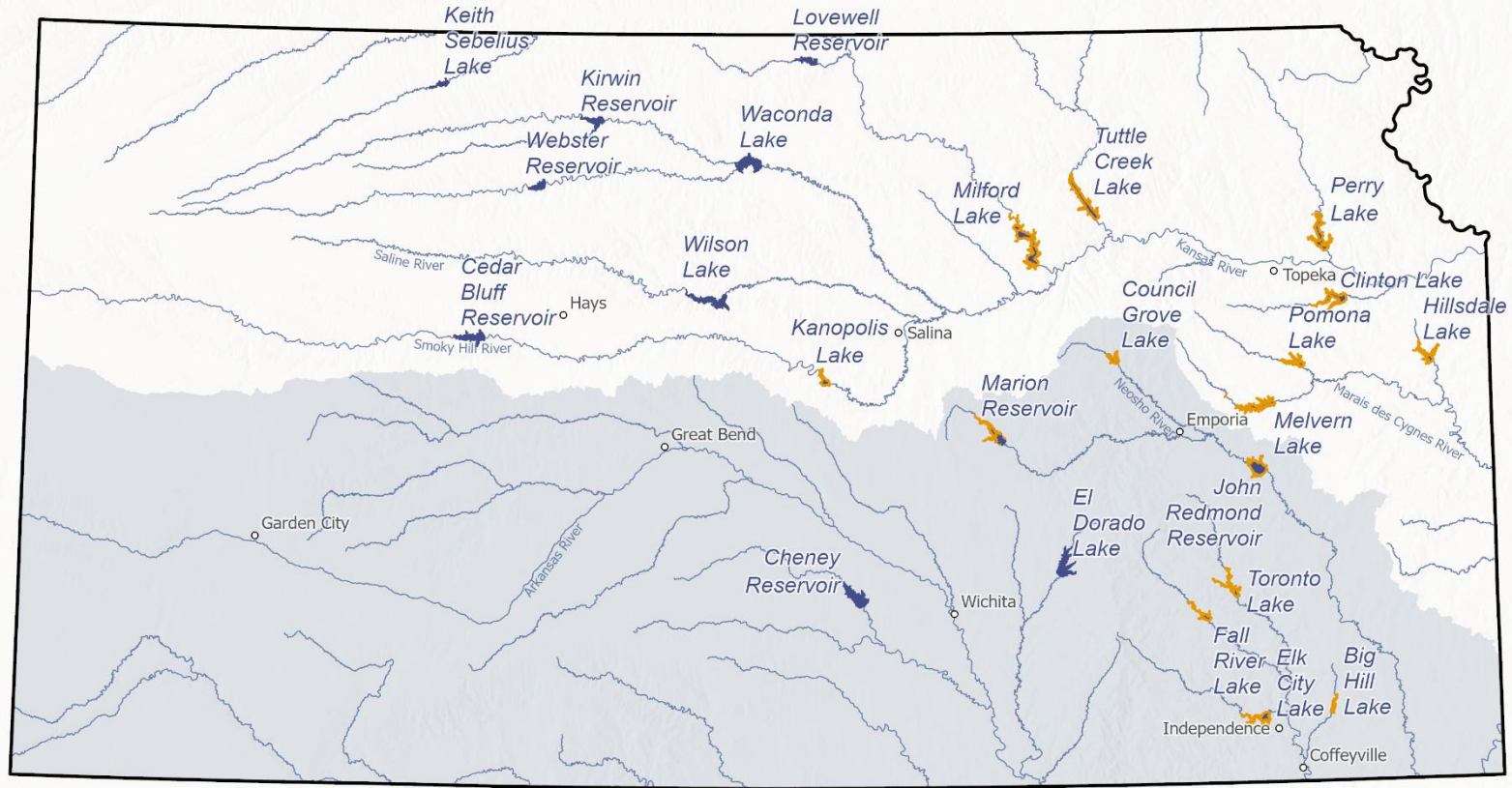
- **Federal Authorization**
 - Flood Control Acts of 1944 & 1954
 - Water Supply Act of 1958
 - Authorized inclusion of water supply storage
 - Required assurances of need and acceptance of financial obligation from the State of Kansas
- **The Kansas Constitution**
 - Amended in 1958 to authorize the state to participate in works for the conservation and development of water resources
- **The Legislature of the State of Kansas by House Concurrent Resolution (Chapter 479 of the Session Laws of Kansas of 1961)**
 - Notified the United States Army Chief of Engineers that the state would fulfill these obligations
 - Initial water supply requests for Milford, Perry, John Redmond, Elk City, and Council Grove reservoirs




State Framework (Storage)

- **State Water Resource Planning Act (1963)**
 - KWO (Kansas water resources board) authorized to recommend water supply inclusion and contract for storage with the federal government
 - 82a-929. Same; state responsibility for water. The state of Kansas hereby recognizes its responsibility and jurisdiction to protect, conserve, and control all waters affecting the people of the state, including those waters impounded in projects constructed pursuant to programs of the federal government.
- **State Water Plan Storage Act (1974)**
 - Water reservation rights (acquired by the Director)
 - Water Marketing Program
 - Water purchase contracts, direct withdrawal or downstream
- **Water Assurance Program (1986)**
 - Supplemental downstream support to Municipal & Industrial water rights
- **Lower Smoky Hill Water Supply Access Program (2011)**
 - Supplemental downstream support to Mun/Ind/Rec/Irr water rights



Public Water Supply Reservoirs



 Public Water Supply Reservoirs  Federal Reservoirs  USACE - Tulsa District
(Managed by the Kansas Water Office)

Storage Space Acquired

22 FEDERAL CONTRACTS FOR STORAGE SPACE

Tulsa District

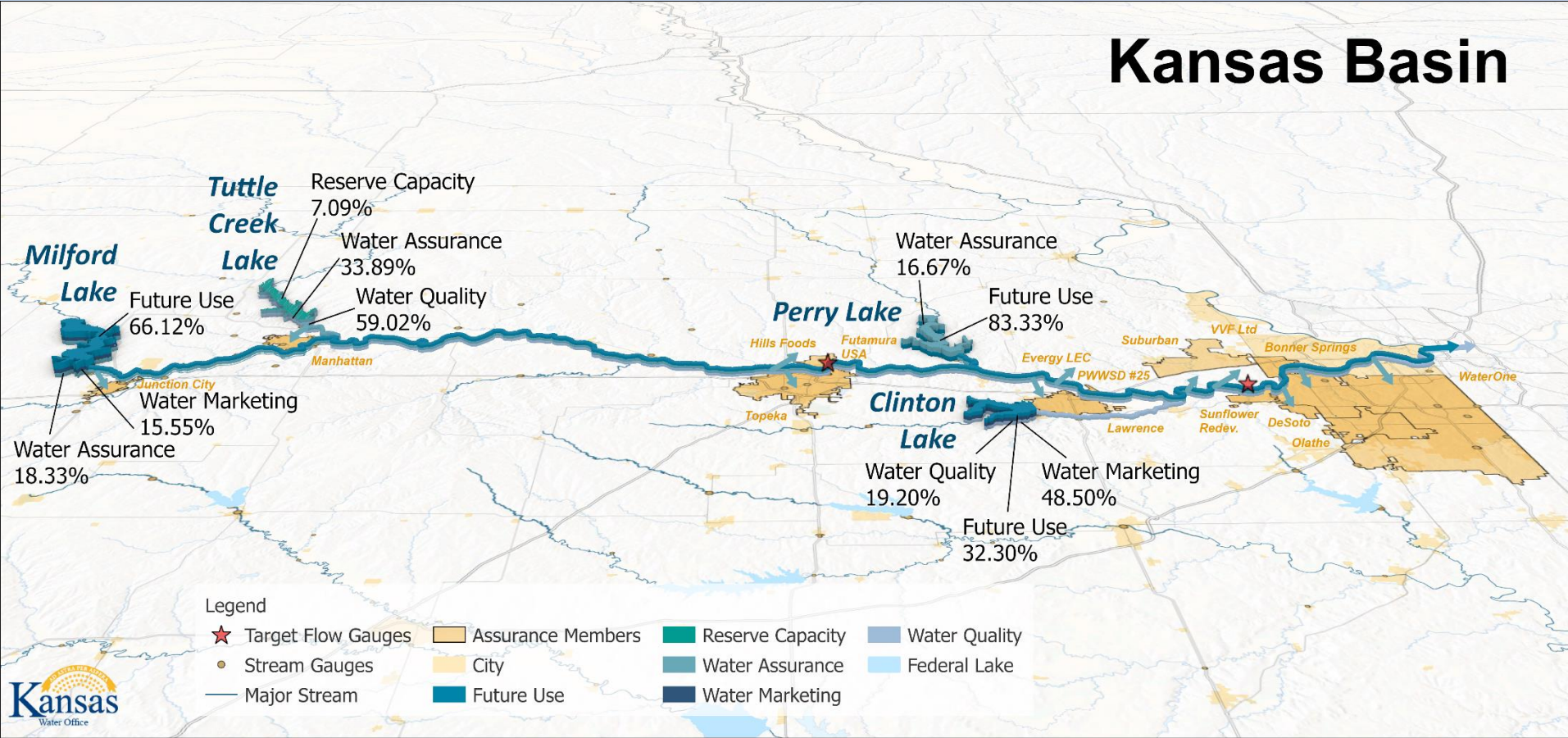
Reservoir	Federal Contract Number	Est. Contract Capacity (AF)	Water Supply Percentage in Contract	Water Supply Pool (AF)	Water Quality and Other Pools (AF)	Total Conservation Pool (AF)	Flood Control Capacity (AF)	Total Reservoir Storage (AF)	Percent O&M (From Contract)
Big Hill	DACW56-74-C-0021	25,700	100.00%	25,700	0	25,700	12,700	38,400	44.74%
Council Grove	DACW56-75-C-0052	24,400	58.23%	24,400	17,500	41,900	62,100	104,000	23.620%
Council Grove	DACW56-96-WS-0004	8,000	19.10%	32,400	9,500	41,900	62,100	104,000	7.690%
Elk City	DACW56-76-C-0132	24,300	57.45%	24,300	18,000	42,300	230,700	273,000	2.970%
Elk City	DACW56-96-WS-0005	10,000	28.47%	30,180	4,950	35,130	240,010	275,140	3.630%
John Redmond	DACW56-75-C-0029	34,900	55.84%	34,900	27,600	62,500	531,300	593,800	5.709%
John Redmond	DACW56-96-WS-0003	10,000	20.34%	37,450	11,710	49,160	565,340	614,500	2.079%
Marion	DACW56-76-C-0133	38,300	46.20%	38,300	44,600	82,900	59,900	142,800	5.910%
Marion	DACW56-96-WS-0002	12,500	17.92%	44,730	25,040	69,770	61,210	130,980	9.540%
Toronto	DA-34-066-CIVENG-65-725	265	2.48%	265	10,435	10,700	172,000	182,700	0.145%
Toronto	DACW56-82-C-0015	135	1.26%	135	10,300	10,700	172,000	182,700	0.074%

Kansas City District

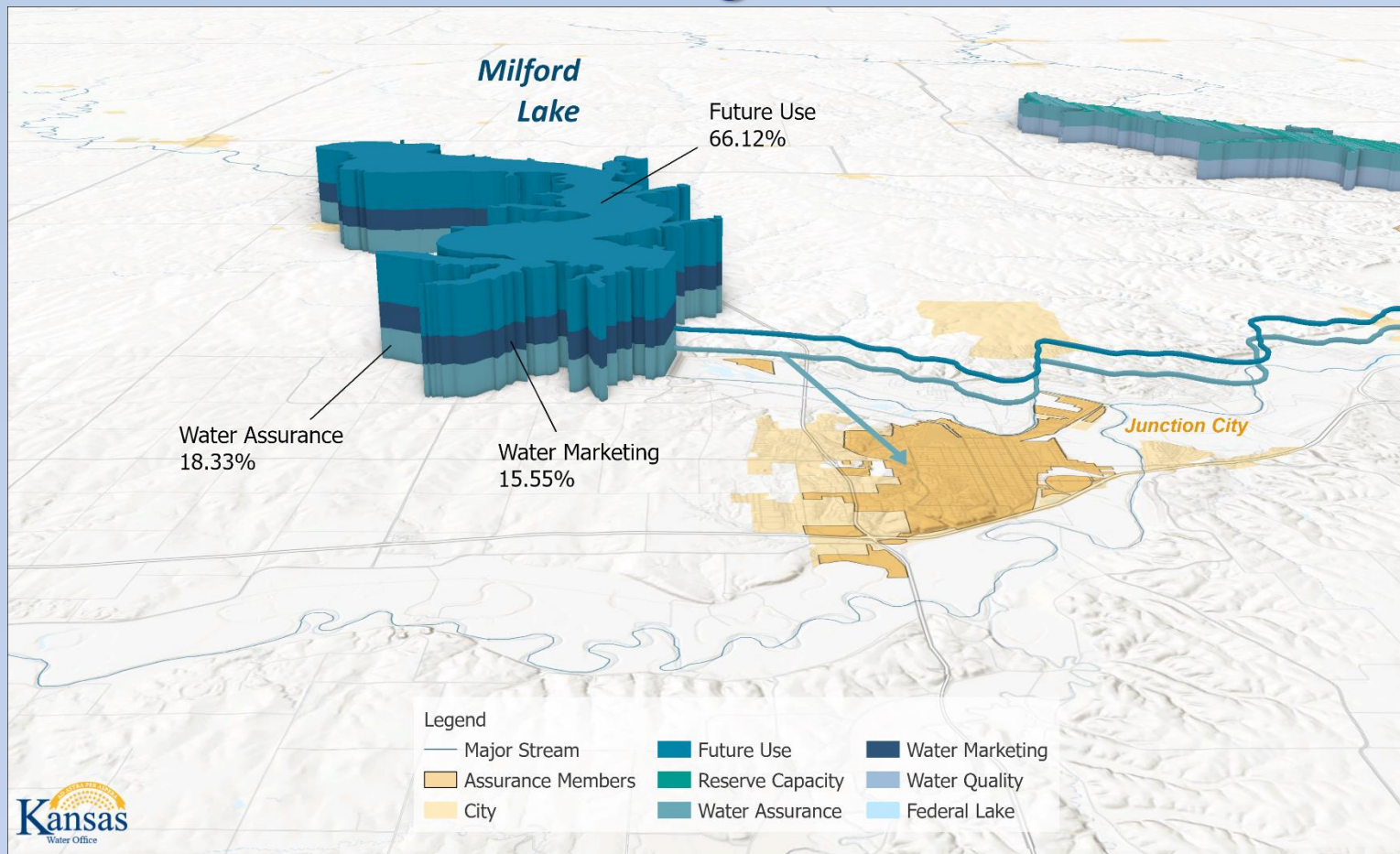
Clinton	DACW41-77-C-0149	89,200	80.80%	89,200	21,200	110,400	258,300	368,700	15.600%
Hillsdale	DACW41-74-C-0098	53,000	77.94%	53,000	15,000	68,000	81,000	149,000	32.800%
Kanopolis	DACW41-02-L-0001	12,500	46.60%	12,500	14,333	26,833	362,254	389,087	3.210%
Melvorn	DACW41-95-L-0003	50,000	34.48%	50,000	95,000	145,000	206,000	351,000	14.250%
Milford	DACW41-74-C-0081	300,000	100.00%	300,000	0	300,000	700,000	1,000,000	20.600%
Perry	DACW41-77-C-0003	150,000	100.00%	150,000	0	150,000	480,000	630,000	31.400%
Pomona	DACW41-95-L-0005	14,324	32.55%	14,324	11,000	25,324	174,000	199,324	6.570%
Pomona	EPPF41-96-L-0001	18,176	41.31%	32,500	11,000	43,500	174,000	217,500	8.340%
Tuttle Creek	DACW41-90-C-0042	27,500	22.54%	27,500	94,500	122,000	1,879,000	2,001,000	1.370%
Tuttle Creek	DACW41-94-L-0002	8,650	7.09%	36,150	85,850	122,000	1,879,000	2,001,000	0.430%
Tuttle Creek	EPPF41-96-L-0002	13,850	11.35%	50,000	72,000	122,000	1,879,000	2,001,000	0.690%

Use of Storage Space

Kansas Basin

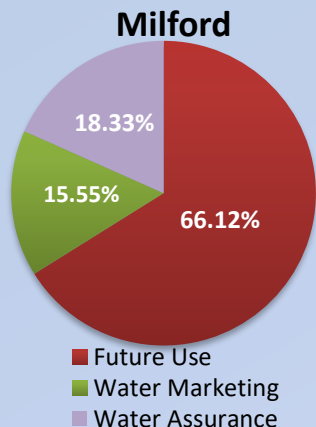


In-Service Storage vs Future Use

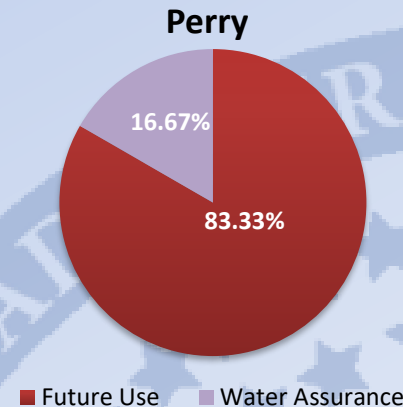


Operations & Maintenance - Who Pays?

Year	Milford						Perry					
	Total O&M Costs	Contractual Share (20.6%)	Future Use Share (not in-service)	Water Supply O&M (in-service)	Water Supply O&M Paid for by		Total O&M Costs	Contractual Share (31.4%)	Future Use Share (not in-service)	Water Supply O&M (in-service)	Paid for by	
					Marketing	Assurance District						
2018	\$1,329,743	\$273,927	\$181,124	\$92,803	\$42,594	\$50,209	\$1,384,228	\$434,648	\$362,192	\$72,456	\$72,456	\$72,456
2019	\$1,580,649	\$325,614	\$215,296	\$110,318	\$50,633	\$59,685	\$1,593,215	\$500,270	\$416,875	\$83,395	\$83,395	\$83,395
2020	\$1,206,572	\$248,554	\$164,344	\$84,210	\$38,650	\$45,560	\$1,491,304	\$468,269	\$390,209	\$78,061	\$78,061	\$78,061
2021	\$1,249,964	\$257,493	\$170,254	\$87,238	\$40,040	\$47,198	\$1,839,194	\$577,507	\$481,237	\$96,270	\$96,270	\$96,270
2022	\$1,332,835	\$274,564	\$181,542	\$93,022	\$42,695	\$50,328	\$1,691,472	\$531,122	\$442,584	\$88,538	\$88,538	\$88,538

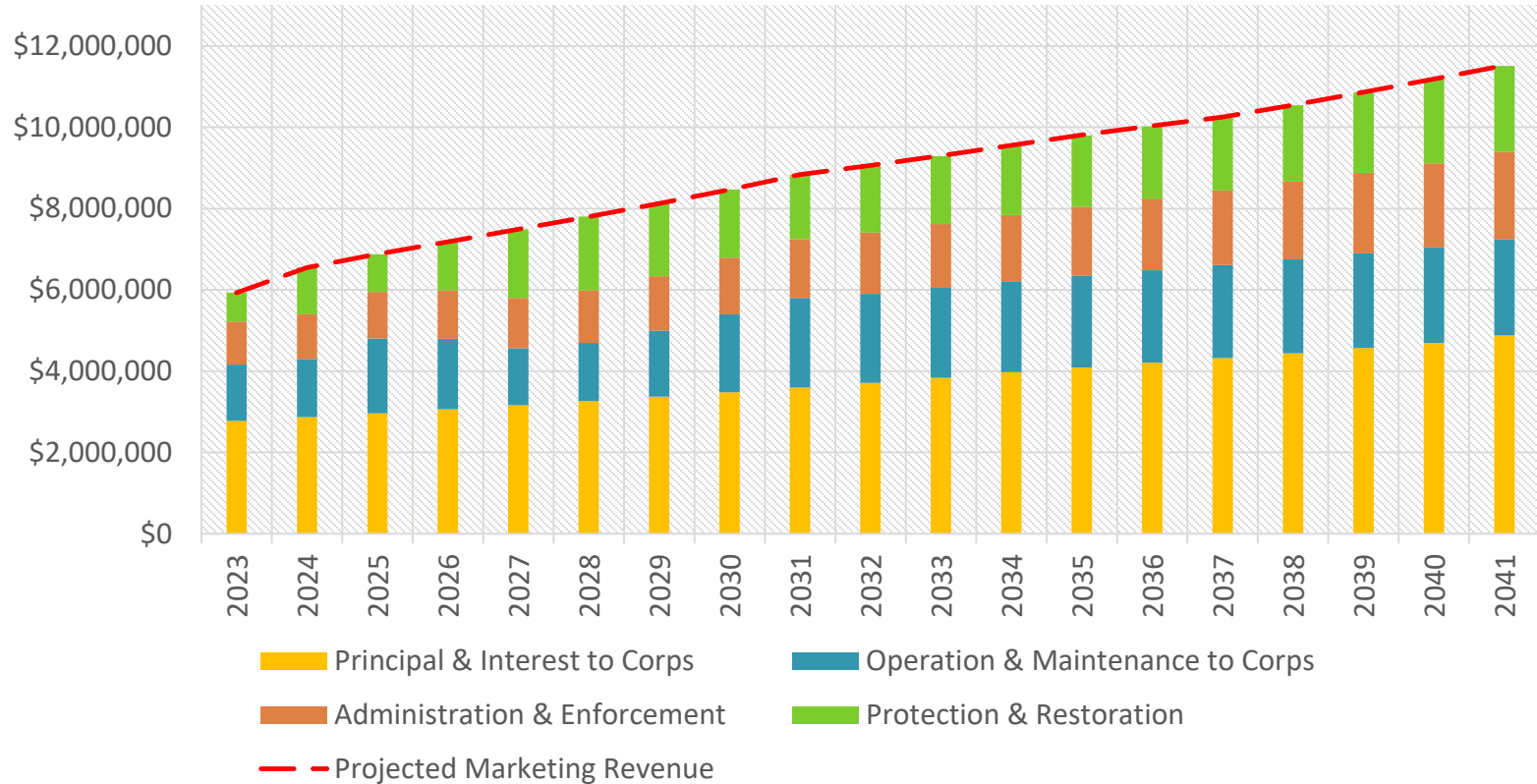


	Total O&M			
	Marketing	State Water Plan	Assurance	Access Dist
2018	805,334	\$346,839	\$316,255	\$0
2019	947,703	\$451,953	\$373,670	\$27,911
2020	1,274,880	\$585,710	\$461,141	\$29,136
2021	1,518,696	\$531,156	\$549,491	\$79,998
2022	1,308,245	\$505,722	\$430,625	\$61,093



Water Marketing Program

Projected: Revenue vs Expenditures



Questions?

Nathan Westrup
(785) 296-0689
Nathan.Westrup@kwo.ks.gov

